

Module 10

# Ending an Interview

Produced with the collaboration of KnowledgeOne and  
Le ministère de l'Éducation et de l'Enseignement supérieur (MEES).

# Objective

This lesson will review how you can close an interview.



# Common Words

Vocabulary commonly used when giving input.

Common words	Mots communs
Intern	▶ Stagiaire
Related	▶ Lié/connexe
To stand out	▶ Se démarquer
Like the most (ex: the course I liked the most...)	▶ Préférer (ex. : le cours que j'ai préféré...)
Expectations	▶ Attentes
Versatile	▶ Polyvalent
Workload	▶ Charge de travail
Opportunities	▶ Possibilités
Succeed	▶ Réussir
Class project	▶ Projet de cours
Winning pitch	▶ Projet gagnant

 Select the audio icons  to play and replay sentences.



# End of Interview Questions

There are two types of questions you may asked at the end of an interview.

- "Is there anything else you would like us to know?"


 « Y a-t-il quelque chose que vous aimeriez ajouter? »

- "Do you have any questions?"

 « Avez-vous des questions? »

 *Select the audio icon  to play and replay sentences.*

# Is There Anything Else You Would like Us to Know?

 Is there anything else you would like us to know?  
« Y a-t-il quelque chose que vous aimeriez ajouter? »

Allow you to share information about yourself that is relevant to the job posting and you feel may have not been covered.

- Project or accomplishment
- Previous work experience
- Career goal

This is your chance to shine and elaborate on your accomplishments, skills and competencies, or your career goals.

 *Select the audio icon  to play and replay sentences.*


## TIP

While your accomplishments and skills may be described on your résumé, use this opportunity to point out how they complement the position and make you an ideal candidate.

# Is There Anything Else You Would like Us to Know?

Ways to start your response to this question include:

- "I would like to discuss a project I worked on..."

 « J'aimerais vous parler d'un projet sur lequel j'ai travaillé... »


- "I wanted to share my career goals..."

 « J'aimerais partager mes objectifs de carrière... »

- "I wanted to mention that I can..."

 « J'aimerais mentionner que je peux... »

- "I just wanted to add that I believe I am the best candidate for this position because..."

 « J'aimerais simplement ajouter que je crois être le meilleur candidat pour ce poste, parce que... »


## TIP

Modules five, six, and seven can help you with forming responses to this question.

 Select the audio icon  to play and replay sentences.

# Is There Anything Else You Would like Us to Know?

- "I was hoping to share my career goals as I feel they align with your company's value of the safe and productive use of technology. I would like to use my engineering skills in the future to help make work sites a safer place by contributing to the continued improvement of safety, labor and environmental regulations."

 « J'espérais pouvoir partager mes objectifs de carrière avec vous, car je pense qu'ils reflètent l'importance accordée par votre entreprise à l'utilisation sécuritaire et productive de la technologie. J'aimerais utiliser mes compétences d'ingénieur à l'avenir pour aider à rendre les lieux de travail plus sûrs en contribuant à l'amélioration continue des règlements en matière de sécurité, de travail et d'environnement. »

 *Select the audio icon  to play and replay sentences.*

# Do You Have Any Questions?



"Do you have any questions?"  
« Avez-vous des questions? »

By taking a turn at asking questions, you are showing your interest in the job and your drive.

- Use this opportunity to inquire about the:
  - Company
  - Work environment and practices
- Use it as a chance for you to show initiative

 *Select the audio icon  to play and replay sentences.*

## TIP


This step in the interview process allows you to explore if the job and company are a good fit for you.



# Do You Have Any Questions?

Here are some questions you may want to ask.

- “What do you like best about working for this company and/or department?”

 « Qu'est-ce qui vous plaît le plus dans votre travail pour cette entreprise/ce département? »

- “What training opportunities do you offer?”

 « Quelles possibilités de formation offrez-vous? »

 *Select the audio icon  to play and replay sentences.*

- “What have interns done to stand out and succeed in this position?”



 « Qu'est-ce que les stagiaires ont fait pour se démarquer et réussir dans ce poste? »

- “During a normal work week, what type of tasks will I be doing?”

 « Dans une semaine normale, quel type de tâches effectuerais-je? »

# Do You Have Any Questions?

Here are some questions you may want to ask.


- “What are your expectations for the person who will occupy this position?”  
 « Quelles sont vos attentes pour la personne qui occupera ce poste? »
- “Have I answered all your questions? Is there something you would like me to clarify?”  
 « Ai-je répondu à toutes vos questions? Y a-t-il un point que vous voudriez que je clarifie? »

 Select the audio icon  to play and replay sentences.


# Statements for Ending an Interview

It is important to finish with a thank you and to let the interviewer know you look forward to hearing from them. Here are some generic ways to close out an interview:


- “Thank you for your time; it was a pleasure meeting with you.”



 « Merci pour le temps que vous m’avez accordé. Ce fut un plaisir de vous rencontrer. »

- “Thank you for your time, I look forward to hearing from you.”

 « Merci pour le temps que vous m’avez accordé. J’attends de vos nouvelles avec impatience. »

- “Thank you for your time. Can I ask you what the next step is in the recruitment/hiring process for this position?”

 « Merci pour le temps que vous m’avez accordé. Puis-je vous demander quelle est la prochaine étape du processus d’embauche pour ce poste? »

 *Select the audio icon  to play and replay sentences.*

# Role-play Scenario

Watch the following video to see examples of how to end an interview.

Follow along with the provided PDF scripts (**Scenario\_M10**) in the resource section.


Engineering  
Internship Posting

 *Select to view the posting.*

# Role-Play Video 1



# Role-Play Video 2



# Role-play Scenario 1 Review



Catherine has asked relevant questions.

In the first scenario, Catherine:

1. Asked relevant questions about the position
2. Asked if the interviewer needed any clarifications

# Role-play Scenario 2 Review



Catherine has given more information about herself.

In the second scenario, Catherine:

1. Shared additional relevant information about herself
2. Asked about the next step in the recruitment process



# Knowledge Check

Read the questions on the next pages carefully.

Before you begin, you can select REVIEW to go over the course material prior to attempting the question.

Select START when you are ready to begin the quiz.

Good luck!

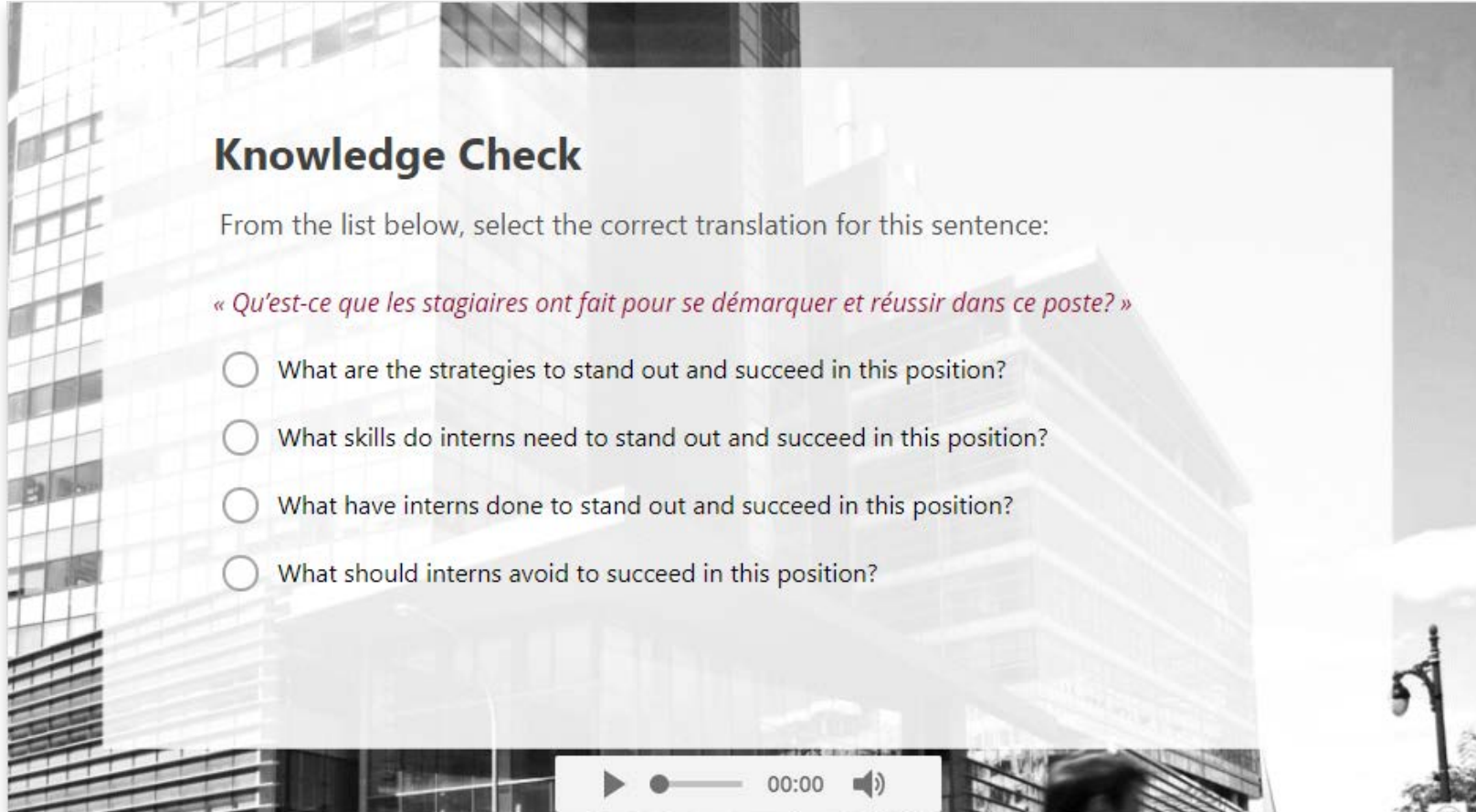
REVIEW

START



# Quiz

Click the **Quiz** button to edit this object



**Knowledge Check**

From the list below, select the correct translation for this sentence:

*« Qu'est-ce que les stagiaires ont fait pour se démarquer et réussir dans ce poste? »*

- What are the strategies to stand out and succeed in this position?
- What skills do interns need to stand out and succeed in this position?
- What have interns done to stand out and succeed in this position?
- What should interns avoid to succeed in this position?

00:00

# Workshop Preparation



- Create a list of three questions to ask at the end of an interview in French
- Write a statement for ending an interview and practice saying it

## TIP

You can visit the glossary to help you find the right descriptive terms, or use [\*\*Termium Plus\*\*](#).

# Wrap-Up



You should now be able to:

- Share any additional information about yourself when prompted
- Ask the interviewer any questions of your own when prompted
- Close an interview in a respectful and professional manner

# THANK YOU

Produced with the collaboration of KnowledgeOne  
and Le ministère de l'Éducation et de l'Enseignement supérieur (MEES).

Knowledge

**one**

Québec

